

Climate Positive Report (August 2021- 2022)

Smart Business Insurance is committed to taking climate action, they have measured and offset the emissions produced by their Organisation.

Scope of action = Organisation
(includes Staff, energy, travel, waste, suppliers)

That's enough emissions to fill 744 shipping containers with pollution



+

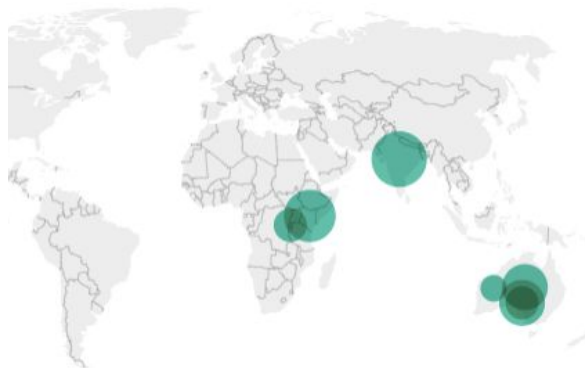


Over the lifetime of these trees that's approximately an extra 5.7 tCO2 sequestered

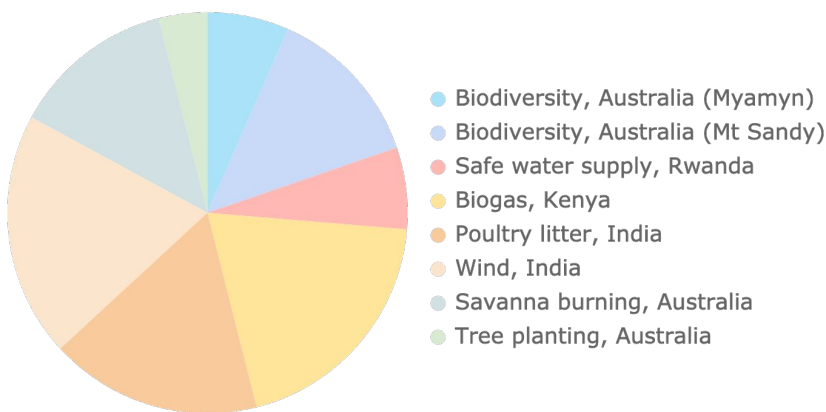
For every tonne of CO2 you offset, we buy a carbon credit from one of our amazing projects. We also plant trees because trees are awesome and have long lasting environmental impact because they draw down CO2 throughout their lifetime. The number below only represents the CO2 removed from your trees **this year**.

Where you reduced CO2 pollution

Funding by project location



CO2 volume offset per project

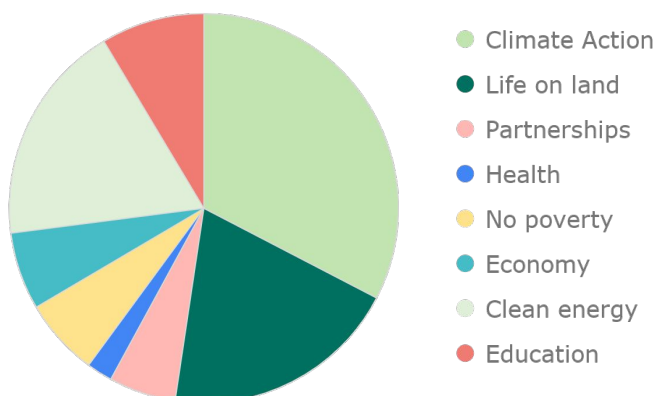


Your broader sustainability impact

United Nations Sustainable Development Goals

Our projects not only reduce CO2 pollution but support multiple UN SDG's, which means that you are contributing to a more sustainable, healthy and equal future. Read more about the SDGs you are supporting [here](#)

Contribution to SDGs



Emissions Boundary

The 'climate positive' badge you earn depends on the boundary of emissions that you measure and offset.

Emissions source:	Brand / products	Organisation	Workforce	Event
Product materials & manufacturing	✓			
Freight	✓			
Product packaging	✓			
Customer delivery	✓			
Staff electricity usage (at home)	✓	✓	✓	
Building energy usage	✓	✓	✓	✓
Work travel & accommodation	✓	✓	✓	✓
Staff commuting	✓	✓	✓	✓
Waste generated	✓	✓		✓
End of life treatment	Out of scope			
Customer use	Out of scope			

